


Solving Your Relay Requirements Since 1922



Amperite Co.

(800) 752-2329

www.Amperite.com

PC3 - Series

PCB Relays



8A Switching Capabilities

SPDT Configurations


PCB Terminals

Epoxy Sealed

SPECIFICATIONS

Contact Material	Gold Plating / Silver Alloy		
Contact Resistance	Maximum 100 Milliohms		
Operate Time	Maximum 7 Milliseconds		
Release Time	Maximum 3 Milliseconds		
Insulation Resistance	1000 Megohm Minimum (500 VDC)		
Dielectric Withstanding Voltage	—		
Coil to Contact	1500 VAC (50 / 60 Hz) for 1 Minute		
Between Open Contacts	1000 VAC (50 / 60 Hz) for 1 Minute		
Vibration Resistance	Functional	10 to 55 Hz Double Amplitude of 1.5 mm	
	Destruction	10 to 55 Hz Double Amplitude of 1.5 mm	
Shock Resistance	Functional	10 G's Minimum	
	Destruction	100 G's Minimum	
Life (Minimum Operations)	Mechanical	At 120 CPM	10,000,000
	Electrical	At 20 CPM	100,000
Ambient Temperature	-40° C to +70° C		
Operating Humidity	98% RH @ 40° C		
Unit Weight	10 Grams		

Solving Your Relay Requirements Since 1922



Amperite Co.

(800) 752-2329

www.Amperite.com

CONTACT RATINGS

Arrangement	1C
Resistive Load Cos. $\Phi = 1$	8A 250 VAC / 30 VDC
Maximum Contact Voltage	30 VDC / 250 VAC
Maximum Contact Current	8 A


COIL DATA (at 20 °C)

Nominal Voltage	6 VDC	12 / 24 VDC
Pick-up Voltage VDC (Max.)	4.5 VDC	9 / 18 VDC
Drop-out Voltage VDC (Min.)	0.6 VDC	1.2 / 2.4 VDC
Coil Resistance	164 $\Omega \pm 10\%$	620 / 2350 $\Omega \pm 10\%$
Power Consumption	0.22 W	0.24 / 0.25 W
Temperature Rise (Nominal Voltage)	55 °C	
Max. Allowable Voltage	120% of Nominal Voltage	

THE AMPERITE PART NUMBERING SYSTEM IS LISTED BELOW. IF YOU DO NOT SEE THE NUMBER LISTED THAT YOU NEED, PLEASE CONTACT US. WE CAN PROVIDE MOST TYPES OF RELAYS AVAILABLE TODAY.

Part Number	CONTACT ARRANGEMENT	COIL VOLTAGE	TERMINATION
PC3-1C 006D 02	1C = 1 Form C	006D = 6 VDC	02 = PCB Mount
PC3-1C 012D 02	1C = 1 Form C	012D = 12 VDC	02 = PCB Mount
PC3-1C 024D 02	1C = 1 Form C	024D = 24 VDC	02 = PCB Mount

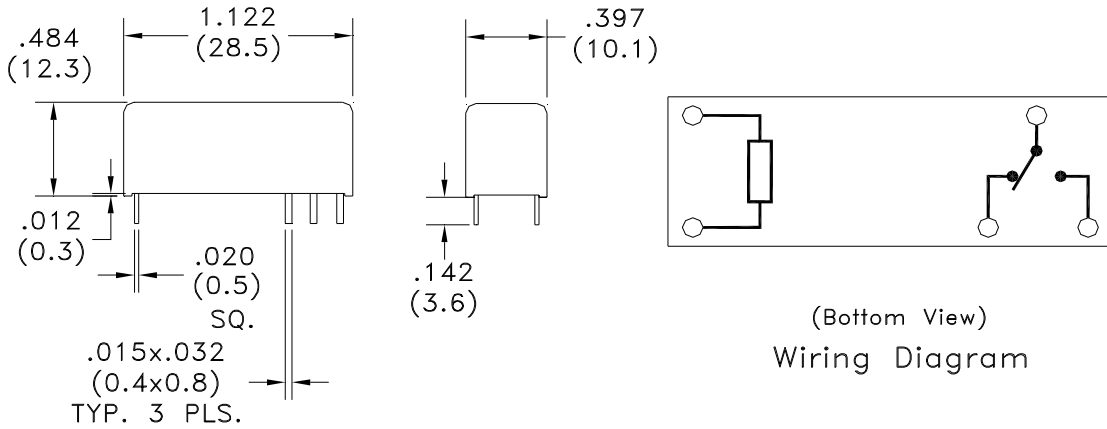
Solving Your Relay Requirements Since 1922



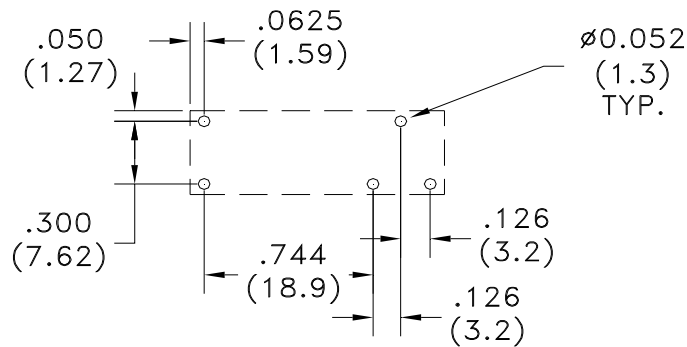
Amperite Co.

(800) 752-2329

www.Amperite.com



Outline Dimensions PC3 1 Pole PCB Mount



PCB Outline Dimensions PC3