




Solving your relay requirements since 1922

Amperite Co.

(800) 752-2329  
www.Amperite.com

## Stop-Alert



- ... Enhancement of automotive lamp illumination
- ... Solid state circuitry - no moving parts
- ... Quick and simple 2 terminal installation
- ... For all 12 volt vehicular electrical systems
- ... Incandescent power rating 60 watts continuous; 120 watts intermittent
- ... Epoxy sealed
- ... Low Cost
- ... High reliability

The Amperite Stop-Alert automotive lamp pulsator is a 100% solid state device that is connected in series with one or more automotive lamps. It controls current to the lamps to produce a moderate "pulsating" or "glimmering" effect of the lamp illumination for increased awareness and safety.

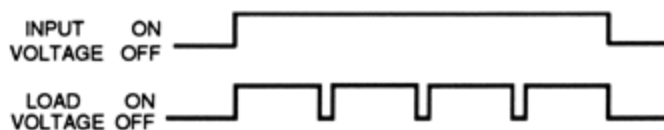
The standard 300 pulse per minute, 85% duty cycle yields a substantial increase in visual effectiveness (when compared to constant illumination) without the distraction level generated by common flashers. The Amperite Stop-Alert™ is ideal for many automotive uses such as certain headlight/taillight, stoplight, and backup light applications. It can also be used to enhance lamp illumination on all emergency or police vehicles.

The Stop-Alert™ is exceptionally small and easy to install. The 2 terminal unit is connected in series with the power line that feeds one or more lamps. No additional wires or connections are necessary. One pulsator can conservatively drive two standard #1156 or #1157 automotive lamps, or one headlamp.

### Timing Mode:

On/off recycling automotive lamp pulsator. Standard pulse rate 300 pulses per minute (5 pulses per second) at a duty cycle of 85%. Custom pulse rates and duty cycles are available.

### Timing Diagram:



### Output Circuit:

Totally solid state switching device.

**Power Rating:**

Continuous 60 watts incandescent  
 Intermittent 120 watts incandescent  
 Maximum surge current 160 amperes

**Input Voltages & Limits:**

Continuous rating 11 to 15 volts (standard automotive range). Surge voltage 50 volts maximum.

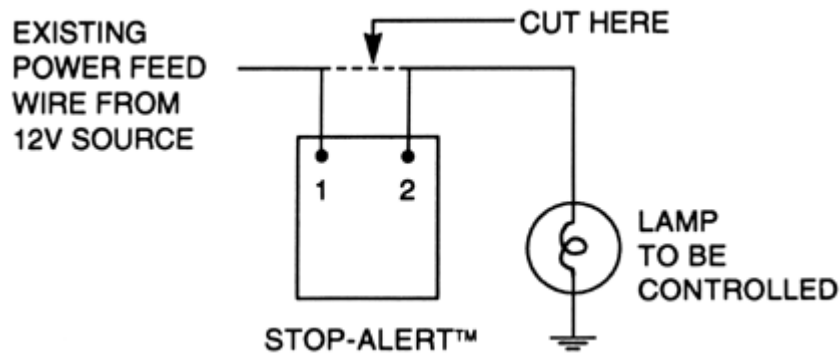
**Environmental Information:**

Operating temperature range -40°C to +60°C, (-40°F to +140°F)

**Mechanical Information:**

Enclosure: Glass reinforced black Lexan plastic; epoxy encapsulated for maximum protection against moisture and vibration.  
 Termination: 1/4 inch male quick connect terminals  
 Size: 1-3/4 x 7/8 X 1-1/8 inches

**Installation Diagram:**



**Stop-Alert™ Installation Procedure:**

- A. Locate existing 12V power wire feeding lamp.
- B. Cut and strip wire at convenient place.
- C. Crimp supplied terminals to exposed wires.
- D. Assemble power feed wire to terminal 1 of Stop-Alert™.
- E. Assemble lamp wire to terminal 2 of Stop-Alert™.