



Solving your relay requirements since 1922

Amperite Co.

(800) 752-2329
www.Amperite.com

BF Series Flasher

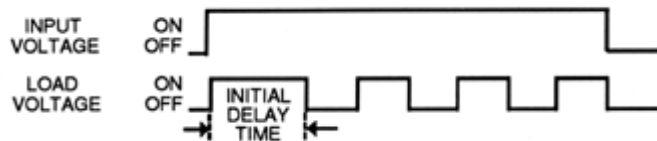


- ... Thermal flasher circuitry
- ... Long life
- ... 2A load rating @ 115V AC
- ... Low cost
- ... Small size
- ... All units work on AC and DC input voltage
- ... 3 terminal configuration
- ... 6V to 115V input voltages available
- ... UL File #E96739 (M)
- ... CSA File #LR62586

Timing Mode:

Load is energized upon application of power. After initial delay time, flashing cycle begins.

Timing Diagram:



Contact Information:

Arrangement:

1 form B (SPST - Normally closed) - Delay on Break

Contact Material: Silver - Cadmium Oxide

Rating (Resistive): 2A @ 115V AC, 60ma. minimum load required.

Expected Life @ 25°C:

500,000 operations minimum at rated loads.

Environmental Information:

Temperature Range: Operating & storage: -34°C to +77°C (-30°F to +171° F)

Mechanical Information:

Termination: .110 inch (standard), .250 inch or screw terminals (optional).

Enclosure: Black plastic case.

Mounting: Single screw or optional 2-screw panel mount.

Weight: 0.8 oz. (239g) approx.

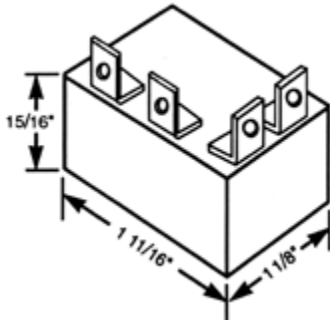
Outline Dimensions:



Solving your relay requirements since 1922

Amperite Co.

(800) 752-2329
www.Amperite.com



Timing Specifications:

Flash Rate - Fixed: Standard; from 10 - 60 FPM on 6 - 26V models and from 10 - 45 FPM on 50 - 115V models. Custom rates are also available.

Initial Dielectric Strength:

Between open contacts: 500V RMS
Between contacts & coil: 500V RMS

Input Information: Voltage:

AC or DC - 6V, 12V, 26V, 50V and 115V (Other voltages are available)
Power Requirement: 2.3 Watts
Transient Protection: Impervious to transients
Polarity Protection: None required

Input Voltages & Limits:

Nominal	Minimum	Maximum
6V AC/DC	4V	8V
12V AC/DC	10V	14V
26V AC/DC	22V	30V
50V AC/DC	42	58V
115V AC/DC	90V	130V



Solving your relay requirements since 1922

Amperite Co.

(800) 752-2329
www.Amperite.com

Wiring Diagram:

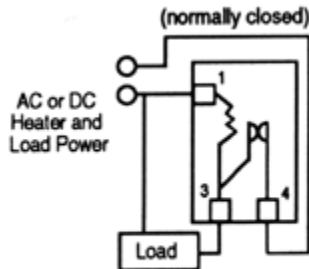


Diagram A



Ordering Information:

Definition of a part number for the Amperite BF Series Flasher. Example:

115 F 30 X B
↑ ↑ ↑ ↑ ↑
A B C D E

A: Denotes nominal input voltage.

Voltages Available: 6, 12, 26, 50 & 115V AC/DC. Custom Voltages are available.

B: Denotes flasher configuration.

C: Denotes flash rate. Standard rates from 10 - 60 FPM on 6 - 26V models and from 10 - 45 FPM on 50 - 115V models. Custom Rates are available.

D: Denotes form of termination:

Blank = .110 male electro-plate solder terminals (standard),

X = .250 male quick connect terminals (optional),

S = screw terminals (optional).

E: Denotes use of thermal technology of BF Series.



Solving Your Relays Requirements Since 1922